

# Beijing Air: 'Crazy Bad'

China Uncensored Staff

---

In past 2 weeks, many cities in north east China area have faced a thick blanket of smoke and particles in the air. Thanks to the twitter of the US Embassy in Beijing, Chinese are able to know the horrendous situation of air pollution.

The image shows a screenshot of a Twitter feed from the account 'BeijingAir'. There are five tweets, all dated '5 Dec'. Each tweet includes a small icon of a person, the name 'BeijingAir', and a timestamp. The main text of each tweet reports air quality data: '12-05-2011; 08:00; PM2.5; 296.0; 346; Hazardous // Ozone; 0.0; 0; No Reading'. The second tweet has a timestamp of '07:00' and an AQI of '414'. The third tweet has a timestamp of '06:00' and an AQI of '430'. The fourth tweet has a timestamp of '04:00' and an AQI of '432'. The fifth tweet has a timestamp of '01:00' and an AQI of '428'. A red rectangular box highlights the AQI values (346, 414, 430, 432, 428) in the tweets. A red callout bubble with a white background and red border points to the AQI values, containing the text: 'Moderate air quality index range is 51 - 100'.

Timestamp	PM2.5	AQI	Category	Ozone
12-05-2011; 08:00	296.0	346	Hazardous	0.0; 0
12-05-2011; 07:00	370.0	414	Hazardous	0.0; 0
12-05-2011; 06:00	395.0	430	Hazardous	0.0; 0
12-05-2011; 04:00	397.0	432	Hazardous	0.0; 0
12-05-2011; 01:00	392.0	428	Hazardous	0.0; 0

"Beyond Index" or "Crazy bad"?



**BeijingAir** BeijingAir

12-05-2011; 00:20; Past 24hr: PM2.5 avg; 266.5; 317; Hazardous // Ozone 8hr high; 0.0; 0; No Reading

5 Dec



**BeijingAir** BeijingAir

12-05-2011; 00:00; PM2.5; 365.0; 411; Hazardous // Ozone; 0.0; 0; No Reading

5 Dec



**BeijingAir** BeijingAir

12-04-2011; 23:00; PM2.5; 355.0; 404; Hazardous // Ozone; 0.0; 0; No Reading

5 Dec



**BeijingAir** BeijingAir

12-04-2011; 22:00; PM2.5; 372.0; 415; Hazardous // Ozone; 0.0; 0; No Reading

5 Dec



**BeijingAir** BeijingAir

12-04-2011; 21:00; PM2.5; 412.0; 442; Hazardous // Ozone; 0.0; 0; No Reading

5 Dec



**BeijingAir** BeijingAir

12-04-2011; 20:00; PM2.5; 469.0; 479; Hazardous // Ozone; 0.0; 0; No Reading

4 Dec



**BeijingAir** BeijingAir

12-04-2011; 19:00; PM2.5; 522.0; 500; Beyond Index // Ozone; 0.0; 0; No Reading

4 Dec



**BeijingAir** BeijingAir

12-04-2011; 17:00; PM2.5; 472.0; 481; Hazardous // Ozone; 0.0; 0; No Reading

4 Dec



**BeijingAir** BeijingAir

12-04-2011; 16:00; PM2.5; 406.0; 438; Hazardous // Ozone; 0.0; 0; No Reading

4 Dec



## Beijing Air: 'Crazy Bad'

China Uncensored Staff




---

The explanation of Air pollution Index: [\(link to website\)](#)

<b>Air Quality Index (AQI) Values</b>	<b>Levels of Health Concern</b>	<b>Colors</b>
<i>When the AQI is in this range:</i>	<i>...air quality conditions are:</i>	<i>..as symbolized by this color:</i>
0-50	Good	Green
51-100	Moderate	Yellow
101-150	Unhealthy for Sensitive Groups	Orange
151 to 200	Unhealthy	Red
201 to 300	Very Unhealthy	Purple
301 to 500	Hazardous	Maroon

# Beijing Air: 'Crazy Bad'

China Uncensored Staff



# Beijing Air: 'Crazy Bad'

China Uncensored Staff

---

China Uncensored Staff  
The date of the photo is taken from the transcription. Beijing Air: 'Crazy Bad' is the Year, month, date (see right) time